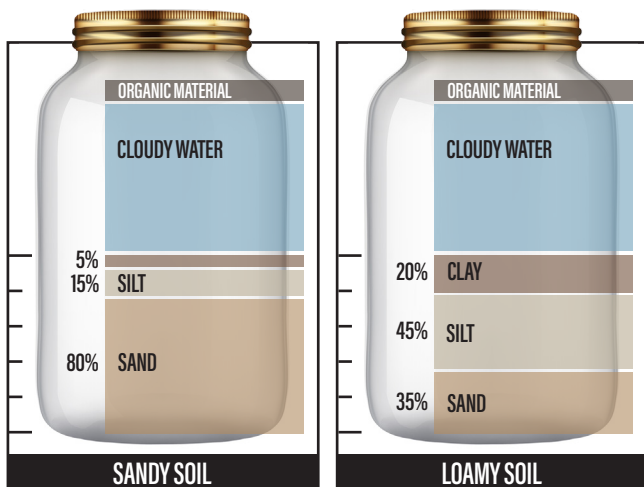
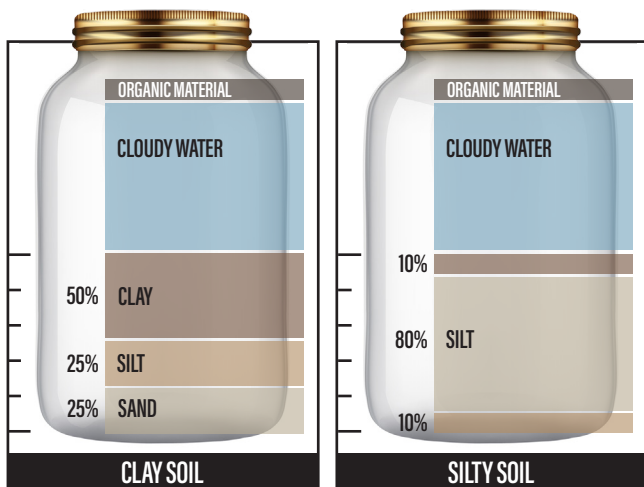


SOIL-TYPING

DETERMINING SOIL TYPE USING THE JAR COMPOSITION TEST



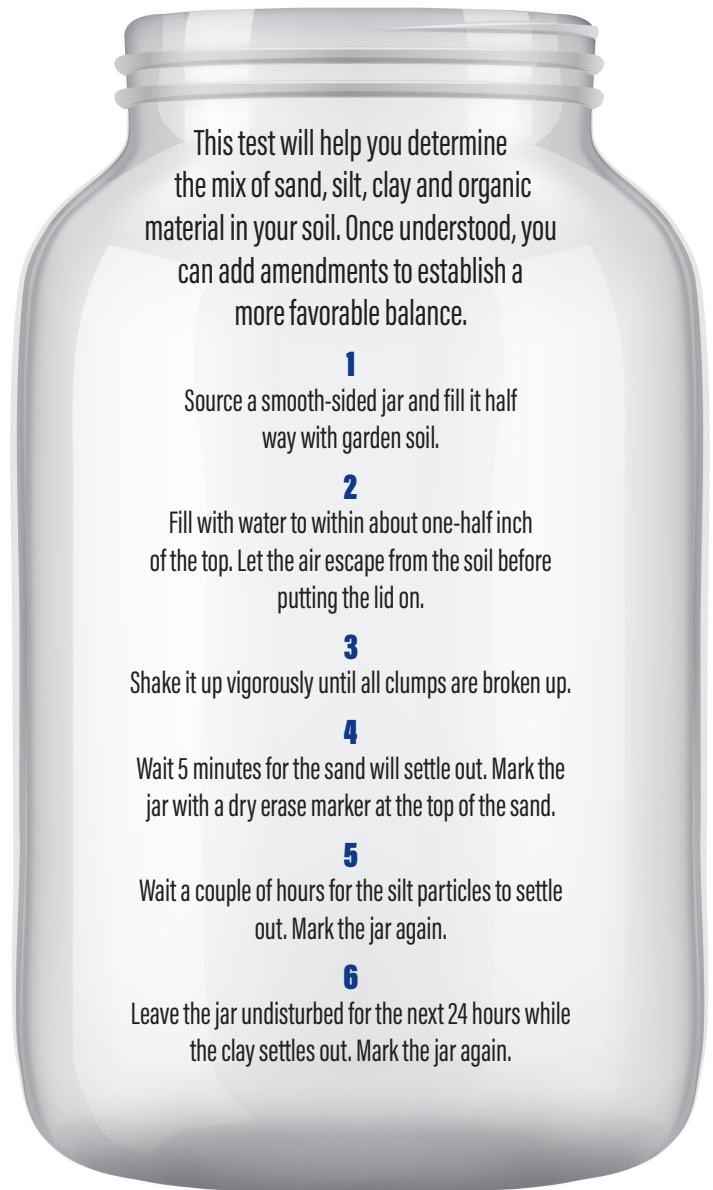

Analyzing the Results

CLAY SOIL: More than 40% clay, less than 40% silt and less than 45% sand

SILTY SOIL: More than 70% silt, less than 10% clay and less than 15% sand

SANDY SOIL: More than 75% sand, less than 15% silt and less than 10% clay.

LOAM SOIL: Anything else—congratulations! You've got loamy soil.



SoilRox™ functions in-soil on two levels:

- 1) as a micro-sponge to capture and then slow-release moisture and nutrients in the root zone, and
- 2) as a physical conditioning amendment create elemental tilth to improve the structure of poor native soils.

www.pumicesoil.com